


The Integrati Intelligent LAN Access Module (ILAM) can be used to control and monitor up to 8 Doors or Lift cars on the Integrati RS-485 LAN, (or via IP using LAN over Ethernet modules - Part. 995093 see page 59 of Product Catalogue).

The base module supports 2 doors/2 readers and is expandable up to 8 doors/8 readers with the simple addition of 2 Door expander boards via the UniBus in-cabinet expansion interface.

The Integrati Intelligent LAN Access Module offers a complete suite of programmable options to provide advanced high-security access control, security area control and door alarm monitoring functions. Offline intelligence is also provided via the on-board database to provide access control functionality and event logging even if communications to the master controller are severed. Upon re-connection, all buffered events and any programming changes are automatically synchronised with the master Controller (ISC/IAC).

The ILAM is also used for integration of wireless door locking systems from Assa Abloy Aperio, SimonsVoss or Salto Sallis. Please see our website for Wireless Locking system Integration Guides for more details.

The power supply requirement is 11 to 14VDC and a range of Integrati plug on external 2Amp, 3Amp or 8Amp Switch Mode power supplies are available. The SMART 3Amp & 8Amp models are fully monitored via the Intelligent LAN Access Module.



ABOVE:

ILAM shown in 4 Door / 4 Reader configuration. (ILAM with UniBus 2 Door / 2 Reader expansion device connected) Housed in the Medium size 995201PEI enclosure with 3Amp SMART Power Supply.

Integrati Intelligent LAN Access Module with UniBus In-Cabinet Expansion

- Up to 8 Doors
- Up to 8 Wiegand readers or 16 SIFER RS-485 Readers
- Up to 8 Lift cars

Features

- RS-485 LAN connectivity
- RS-485 Reader connectivity (up to 16 SIFER or third party OSDP Readers)
- Reader options to control Doors, Lifts, Areas and User Logon
- Supports Wiegand card readers up to 88bits
- Reader outputs with individual self-resetting overcurrent protection
- UniBus in-cabinet expansion interface
- Dedicated lock power input
- External Integrati power supply connection
- Full monitoring of external Integrati power supply
- Heavy duty lock relays
- Reader Valid & Invalid outputs
- Door reed & tongue sense inputs per door
- Door request to enter & exit inputs per door
- DOTL relay outputs per door
- Dedicated cabinet tamper input
- Small PCB size 200 x 95mm
- Over-The-Wire firmware upgradable
- Built-in module locator buzzer

Doors, Expansion & Integration Options

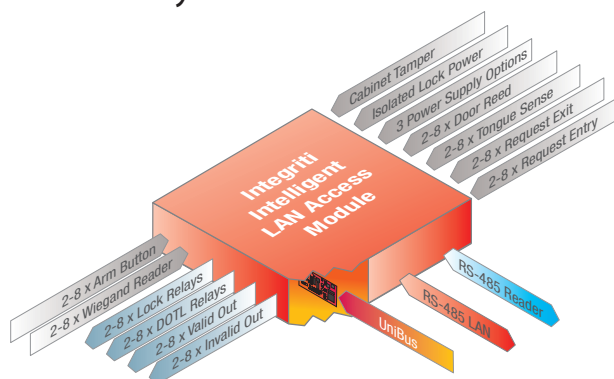
- Expandable to 8 Doors (2 Doors on-board)
- Expandable to 8 Wiegand Readers (2 Readers on-board)
- Five enclosure sizes allow 2, 4, 6 or 8 Door/Reader configurations
- Three plug on external power supply options (2A, SMART 3A or SMART 8A Switch Mode)
- Aperio, SimonsVoss or Salto Sallis integration - up to 8 Doors via dedicated RS-485 reader port
- Lift button I/O interfacing via optional UniBus Lift interface card (Up to 96 Floors)
- Expandable to 16 Inner Range SIFER or third party OSDP RS-485 readers via the dedicated RS-485 reader port

Offline Intelligence

- Offline intelligence provided for all Wiegand readers and standard lock outputs
- Offline Access Control database for 100,000 users
- Offline time periods
- Offline event database of 100,000 events

UniBus Device Compatibility Guide	UniBus Host Module			
	ISC	IAC	8 Zone Expander	ILAM
8 Zone Expander	2	0	3	0
8 Relay Expander	4	4	4	2
2 Door / 2 Reader Expander	0	3	0	3
16 Floor Lift Interface	6	6	6	6
RS-232/RS-485 UART	4	4	0	0
Analogue Expander	6	0	6	0
2 nd Network Interface Card	1	1	0	0

Connectivity



Specifications

Physical

Enclosure Options:	Small - 995200PEI Series - 252(L) x 358(W) x 85(D) (mm) (with 2Amp PSU - houses 2 doors)
	Medium - 995201PEI Series - 460(L) x 358(W) x 85(D) (mm) (with 3Amp PSU - houses up to 4 doors)
	XLarge - 995203PEI Series - 702(L) x 358(W) x 85(D) (mm) (with 3Amp PSU - houses up to 8 doors)*
	XLarge - 995203PE8 Series - 702(L) x 358(W) x 85(D) (mm) (with 8Amp PSU - houses up to 8 doors)
	WideBody - 995204PE8 Series - 580(L) x 510(W) x 95(D) (mm) (with 8Amp PSU houses up to 8 doors)
	Rack Mount - 995220PEI Series - 2RU 680(L) x 420(W) x 85(D) (mm) (with 3Amp PSU - houses up to 8 doors)*
PCB Size Code:	Integrati "B" size
PCB Dimensions:	200(L) x 94(W) x 45(D) (mm)
Weight:	8.2 k.g. (Based on medium enclosure, mains transformer, 7AH battery and cover)
Installation Environment:	0°C - 70°C @15% - 90% Relative humidity (non-condensing)

Electrical (For PCB Only)

Power Supply Input:	11V to 14VDC
Current Consumption:	110mA standby, 175mA with lock relays on

NOTE: Current consumption does not include the current required by readers or other external devices such as locks, buzzers, lamps or any device attached to the DOTL, Valid, Invalid, RS-485 Reader and UniBus connections

Over Current Protection:	Reader +V connections. Protected with self-resetting PTC's
--------------------------	--

Contact Ratings

Lock Relays:	5 Amps @ 30VDC
DOTL Relays:	1 Amp @ 30VDC (Door Open Too Long output)

Connections

Lock 1 & 2:	Includes Lock+, Lock-, NO/COM/NC
Door 1 & 2:	Includes Reed, 2 x Ov, Tongue, REN, REX, DOTL contacts
Wiegand Reader 1 & 2:	Includes Valid, Invalid, OV, Reader+, D1, DO, ARM
Lock Power:	Includes Lock+, Lock- connections from external PSU
Cabinet Tamper:	2 pin connection for cabinet tamper switch
UniBus Port:	1 x UniBus Host expansion port
RS-485 LAN:	1, Includes LAN+, LAN-, A, B. (LAN addressing set via DIP switches)
RS-485 Reader:	1 (allows up to 16 Inner Range SIFER or OSDP compatible readers to be connected via RS-485 multi-drop LAN)


External Power Supply Monitoring (Compatible with IR SMART PSU Devices)

AC Fail:	External PS AC Fail
Low Battery:	External PS Low Battery
LAN Fuse:	External PS LAN Fuse
Detector Fuse:	External PS Detector Fuse
Low Volts:	External PS Low Volts
PSU Fail:	External PS Fail

Compliance


Electrical		
Environmental		

Ordering Options



Intelligent LAN Access Module PCB & Kit
996018PCB&K

Intelligent LAN Access Module PCB & Kit
with 2 Doors & 2 Readers on-board



UniBus 2 Door / 2 Reader Expansion Board
996535PCB&K

UniBus 2 Door / 2 Reader expansion-board PCB & Kit

Reader Options




Inner Range SIFER Smart Card Reader
994720

RS-485 multi-drop 128 bit AES encrypted
DESfire reader. DESfire EV1 cards & fobs available
from Inner Range

994720MF

SIFER Smart Card Reader - As above + Multi-
Format enabled to read the Card Serial Number
of 3rd party cards

Enclosure Options



995200PEI
series
enclosure
shown

Spare Mounting Plates for Medium, Large and WideBody Enclosures

- 999026 - Medium mounting plate to suit Integrati PCB's
- 999023 - Medium mounting plate to suit Concept PCB's
- 999006 - Large mounting plate to suit Concept or Integrati PCB's***
- 999027 - 2nd tier hinged expansion plate to suit WideBody enclosure

Enclosures for Australia

- Small** - 995200PEI with 2Amp PSU
- Small** - 995200PE3 with SMART 3Amp PSU
- Medium** - 995201PEI with 3Amp SMART PSU
- XLarge** - 995203PEI with 3Amp SMART PSU*
- XLarge** - 995203PE8 with 8Amp PSU
- WideBody** - 995204PE8 with 8Amp SMART PSU
- WideBody** - 995204PE3 with 3Amp SMART PSU
- Rack Mount** - 995220PEI 2RU drawer with 3Amp SMART PSU*
- Rack Mount** - 995220PE8 2RU drawer with 8Amp SMART PSU

Enclosures for Europe

- Small** - 995200PEEUJ with 2Amp PSU
- Small** - 995200PEEU3 with 3Amp SMART PSU
- Medium** - 995201PEEUJ with 3Amp SMART PSU
- XLarge** - 995203PEEUJ with 3Amp SMART PSU*
- XLarge** - 995203PEEU8 with 8Amp PSU**
- WideBody** - 995204PEEU8 with 8Amp SMART PSU**
- WideBody** - 995204PEEU3 with 3Amp SMART PSU
- Rack Mount** - 995220PEEUJ 2RU drawer with 3Amp SMART PSU*
- Rack Mount** - 995220PEEU8 2RU drawer with 8Amp SMART PSU**

Please see enclosure section or website for further details on enclosures.

* Additional external power is required for 6 and 8 door configurations.

** Product scheduled for future release in Europe

*** Suitable for 995203 series enclosures only.